

IGS-600-4PH24 & IGS-402S-4PH24

- ◀ 6x GbE RJ45 with 4x PoE (120W, 24/48VDC)
- ▶ 4x GbE RJ45 + 2x 100/1000Base SFP with 4x PoE (120W, 24/48VDC)

IGS-402F-4PH24 & IGS-402S-4PU

- ◀ 4x GbE RJ45 + 2x 1000Base Fiber (SC) with 4x PoE (120W, 24/48VDC)
- ▶ 4x GbE RJ45 + 2x 100/1000Base SFP with 4x 60W PoE (240W, 48VDC)



- UL60950-1, EN60950-1, EN50121-4, EN61000-6-2, EN61000-6-4, CE, FCC certified
- 24/48VDC (20~57VDC) redundant dual input power with built-in very high efficiency booster
- Regulate PoE output voltage (52VDC) to stabilize PoE device, and guarantee delivery PoE power distance to 100meter
- Provides a DIP-Switch to set functions



These models are 6 port unmanaged industrial grade Gigabit PoE switches with 4x 10/100/1000Base-T PoE ports that provide stable and reliable Ethernet transmission. Housed in rugged DIN rail or wall mountable enclosures, these switches are designed for harsh environments, such as industrial networking, security automation applications, IP Surveillance, intelligent transportation systems (ITS) and are also suitable for many military and utility market applications where environmental conditions exceed commercial product specifications (See figure 1). Standard operating temperature range models (-10 to 60°C) and wide operating temperature range models (-40 to 75°C) fulfill the special needs of industrial automation applications.

Features

- Provides 4-port IEEE 802.3at/af PoE+ output, 60W/per port (IGS-402S-4PU)
- Provides 4-port IEEE 802.3at/af PoE+ output, 30W/per port (IGS-402S-4PH24, IGS-402F-4PH24, IGS-600-4PH24)
- Supports power failure alarm message by relay
- Supports flow control
- Jumbo frame support
- IP30 rugged metal housing and fanless
- Wide operating temperature -40 ~ 75°C ("E" model)

Specifications

IEEE Standard	IEEE 802.3 10Base-T Ethernet IEEE 802.3u 100Base-TX Fast Ethernet IEEE 802.3ab 1000Base-T Gigabit Ethernet IEEE 802.3z 1000Base-X Gigabit Ethernet IEEE 802.3x Flow Control and Back Pressure IEEE 802.3af PoE (Power over Ethernet) IEEE 802.3at PoE+ (Power over Ethernet enhancements)
Switch Architecture	Back-plane (Switching Fabric): 12Gbps Full wire-speed
Data Processing	Store and Forward
Flow Control	IEEE 802.3x flow control, back pressure flow control
Provides Broadcast Storm Protection	Enable / Disable set by DIP SW
Jumbo Frame	10K Bytes
MAC Address Table	8K
Packet Buffer Size	1Mbits
PoE standard & RJ-45 Pin Assignment	IGS-402S-4PU: 4x IEEE 802.3at/ 802.3af 4 pairs 60W PoE Positive (V+): RJ-45 pin 1, 2, 4, 5 Negative (V-): RJ-45 pin 3, 6, 7, 8 Data (1,2,3,6,4,5,7,8) IGS-402S-4PH24, IGS-402F-4PH24, IGS-600-4PH24: 4x IEEE 802.3at/af PoE+ 2 pairs PoE, PoE+ Positive (V+): RJ-45 pin 1, 2. Negative (V-): RJ-45 pin 3, 6. Data (1,2,3,6,4,5,7,8)
Network Connector	4 x RJ-45 (IGS-402S-4PU, IGS-402S-4PH24, IGS-402F-4PH24) 6 x RJ-45 (IGS-600-4PH24) 10/100/1000Base-T auto negotiation speed, Auto MDI/MDI-X function, Full/Half duplex 2x 100/1000Base-X SFP (IGS-402S-4PU, IGS-402S-4PH24) 2x1000Base-X Fiber connector: SC Muti Mode or Single Mode (IGS-402F-4PH24)

Network Cable	UTP/STP above Cat. 5e cable EIA/TIA-568 100-ohm (100m) Fiber Cable (Multi-mode): 50/125um, 62.5/125um Fiber Cable (Single-mode): 9/125um
Protocols	CSMA/CD
LED	Per unit: Power 1 (Green), Power 2 (Green), Fault (Amber) Fiber Per port: Link/Active (Green) Per Port PoE LED • Active : ON • Inactive : OFF • Fault : Flash (Fault: Over Load, Short Circuit, Port failed at Startup)
DIP SW	DIP 1 ON : Disable power failure alarm OFF : Enable power failure alarm DIP 2 ON : Disables broadcast storm protection OFF : Enable broadcast storm protection DIP 3 ON : Fiber 2 for 100Base-FX SFP OFF : Fiber 2 for Gigabit SFP (for IGS-402S-4PU, IGS-402S-4PH24) DIP 4 ON : Fiber 1 for 100Base-FX SFP OFF : Fiber 1 for Gigabit SFP (for IGS-402S-4PU, IGS-402S-4PH24)
Reverse Polarity Protection	Supported for Power Input
Overload Current Protection	Supported
Power Supply	IGS-402S-4PU: Redundant Dual DC 48V (44~57VDC) input power (Removable terminal block) (50~57V input is recommended for IEEE 802.3at PoE+ in 30W/60W applications) IGS-402S-4PH24, IGS-402F-4PH24, IGS-600-4PH24: Redundant Dual DC 24/48V (20~57VDC) input power (Removable Terminal Block) Built-in very high efficiency booster(94~97%) to rise up 52VDC for PoE output Regulated PoE output voltage (52VDC) to stabilize PoE device, and guarantee delivery PoE power distance to 100meter (Figure 2)

Power Consumption	Input Voltage	IGS-402S-4PH24	IGS-402F-4PH24	IGS-600-4PH24
	24VDC	143.3W	143.2W	142.9W
	48VDC	138.2W	138.2W	139.6W

(Include full load 120W PoE output)
IGS-402S-4PU Power consumption

Input Voltage	Total Power Consumption	Device Power Consumption	PoE Budget
50VDC	250.3W	8W	240W

PoE Power Budget	Maximum PoE Output power budget 240W, 60W/ per port (IGS-402S-4PU) Maximum PoE Output power budget 120W, 30W/ per port (IGS-402S-4PH24, IGS-402F-4PH24, IGS-600-4PH24)
------------------	--

Alarm Relay Contact	Relay outputs with current carrying capacity of 1A @24VDC
---------------------	---

Removable Terminal Block	Provides 2 Redundant power, Alarm relay contact, 6 Pin
--------------------------	--

Operating Temperature	-10 ~ 60°C (IGS-402S-4PU, IGS-402S-4PH24, IGS-402F-4PH24, IGS-600-4PH24) -40 ~ 75°C (IGS-402S-4PUE, IGS-402S-4PHE24, IGS-402F-4PHE24, IGS-600-4PHE24)
-----------------------	--

Operating Humidity	5% to 95% (Non-condensing)
--------------------	----------------------------

Dimensions	106 x 62.5 x 134.8mm (D X W X H) (IGS-402S-4PH24, IGS-402F-4PH24, IGS-600-4PH24) 106 x 62.5 x 135mm (IGS-402S-4PU)
------------	---

Housing	Rugged Metal, IP30 Protection, Fanless
---------	--

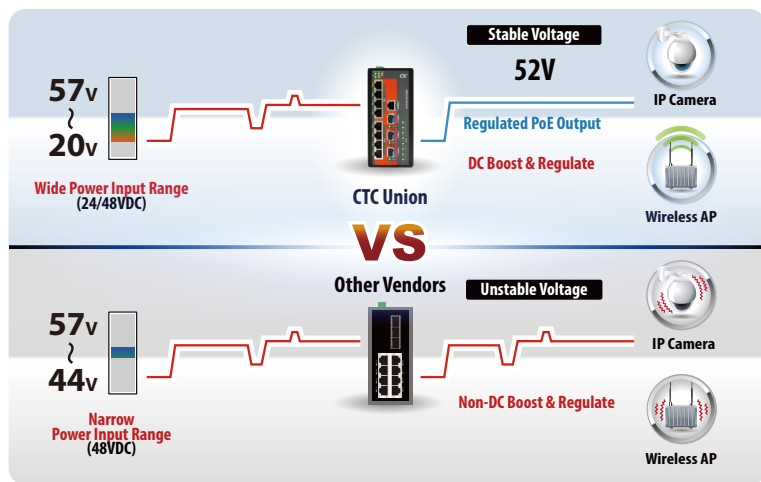
Weight	0.84kg (IGS-402S-4PH24) 0.68kg (IGS-402F-4PH24) 0.84kg (IGS-600-4PH24) 0.74kg (IGS-402S-4PU)
--------	---

Installation Mounting	DIN Rail mounting, or wall mounting (Optional accessories)
-----------------------	--

MTBF	736,988 Hours @25°C (IGS-402S-4PH24) 635,099 Hours @25°C (IGS-402F-4PH24) 649,579 Hours @25°C (IGS-600-4PH24) 688,499Hours (IGS-402S-4PU) (MIL-HDBK-217)
Warranty	5 years
Certification	CE
EMC (Electromagnetic Interference)	FCC Part 15 Subpart B Class A, CE EN55022 Class A
Railway Traffic	EN50121-4
Immunity for Heavy Industrial Environment	EN61000-6-2
Emission for Heavy Industrial Environment	EN61000-6-4
EMS (Electromagnetic Susceptibility) Protection Level	EN61000-4-2 (ESD) Level 3, Criteria B EN61000-4-3 (RS) Level 3, Criteria A EN61000-4-4 (Burst) Level 3, Criteria A EN61000-4-5 (Surge) Level 3, Criteria B EN61000-4-6 (CS) Level 3, Criteria A EN61000-4-8 (PFMF, Magnetic Field) Field Strength: 300A/m, Criteria A
Safety	UL60950-1 (IGS-402S-4PH24, IGS-402F-4PH24, IGS-600-4PH24)
Shock	IEC 60068-2-27
Freefall	IEC 60068-2-32
Vibration	IEC 60068-2-6

Application

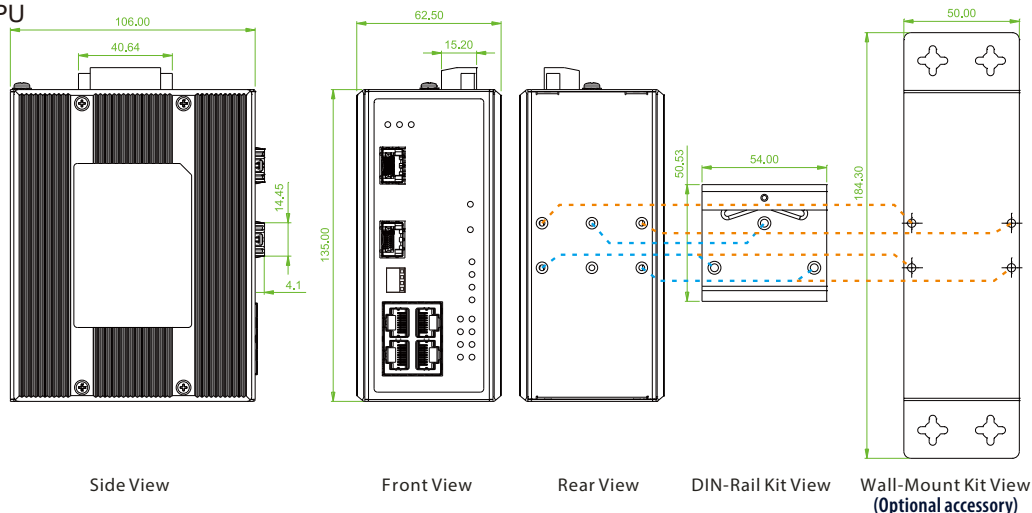
Figure : High efficiency boost technology for PoE



- Regulated PoE output voltage (55VDC) to stabilize PoE device
- Guarantee delivery PoE power distance to 100 meters
- Wide range input power 24/48VDC (20~57VDC)
- Built-in very high efficiency (94~97%) to boost PoE output voltage

Dimensions

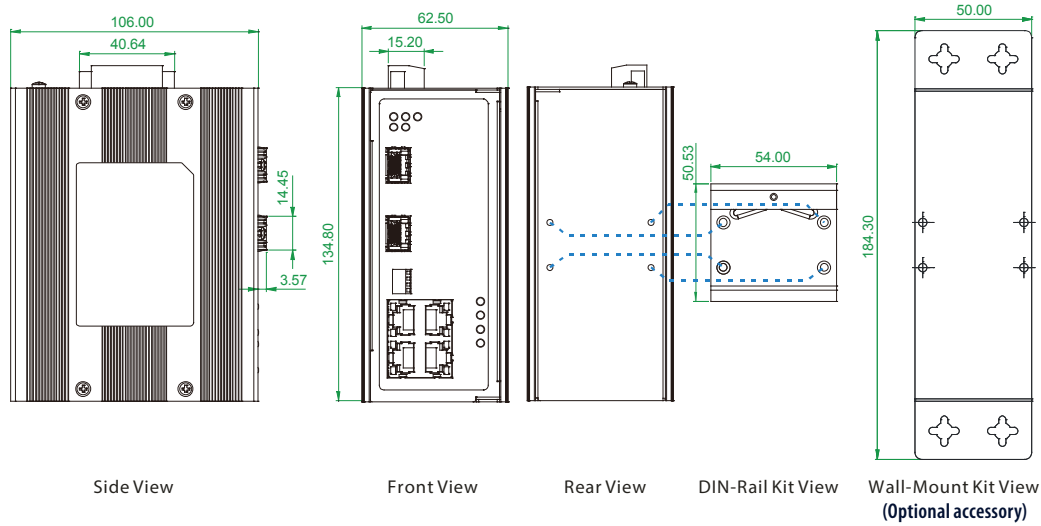
► IGS-402S-4PU



Industrial Unmanaged GbE PoE Switch

IGS-600-4PH24 & IGS-402S-4PH24
IGS-402F-4PH24 & IGS-402S-4PU

► IGS-402S-4PH24



Side View

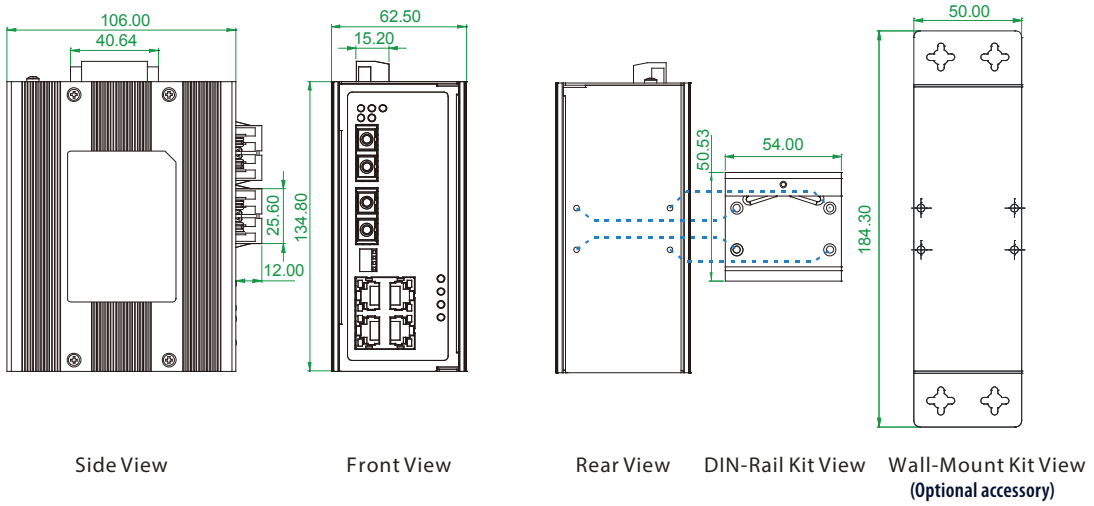
Front View

Rear View

DIN-Rail Kit View

Wall-Mount Kit View
(Optional accessory)

► IGS-402F-4PH24



Side View

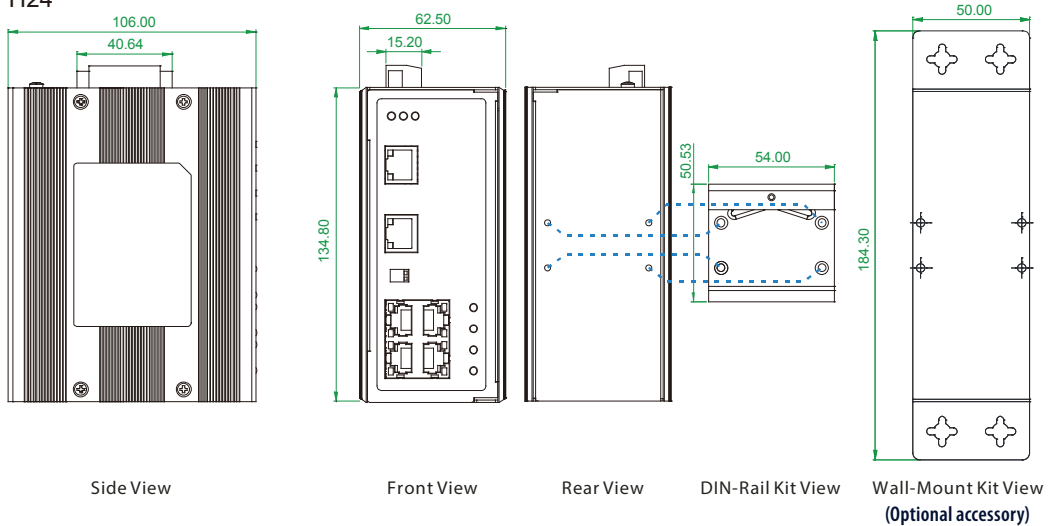
Front View

Rear View

DIN-Rail Kit View

Wall-Mount Kit View
(Optional accessory)

► IGS-600-4PH24



Side View

Front View

Rear View

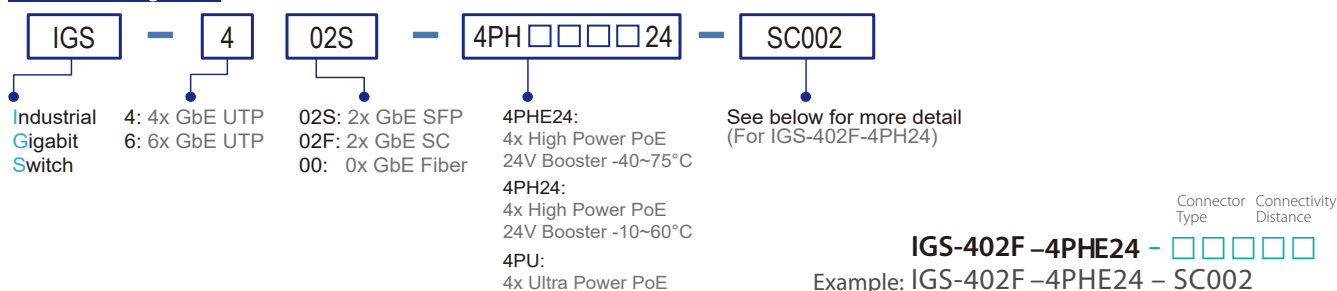
DIN-Rail Kit View

Wall-Mount Kit View
(Optional accessory)

Ordering Information

Model Name	Total Port	RJ45 UTP Port	Fiber Port		PoE port			Input power		Certification			Operating Temperature
		10/100/1000 Base-T(X)	1000Base-X Base-X	100/1000 Base-X	IEEE 802.3at	IEEE 802.3at 4 Pairs PoE/60W	Power Budget	Redundant	Railway EN50121-4	Safety UL60950-1	CE, FCC EN61000-6-2 EN61000-6-4		
IGS-402S-4PU	6	4		2 SFP		4	240W	48VDC	V		V	-10~60°C	
IGS-402S-4PUE	6	4		2 SFP		4	240W	48VDC	V		V	-40~75°C	
IGS-402S-4PH24	6	4		2 SFP	4		120W	24/48VDC	V	V	V	-10~60°C	
IGS-402S-4PHE24	6	4		2 SFP	4		120W	24/48VDC	V	V	V	-40~75°C	
IGS-402F-4PH24	6	4	2 SC		4		120W	24/48VDC	V	V	V	-10~60°C	
IGS-402F-4PHE24	6	4	2 SC		4		120W	24/48VDC	V	V	V	-40~75°C	
IGS-600-4PH24	6	6			4		120W	24/48VDC	V	V	V	-10~60°C	
IGS-600-4PHE24	6	6			4		120W	24/48VDC	V	V	V	-40~75°C	

Model Naming Rule



Fiber Connector Type	Connectivity Distance
SC	SC001: 500m (SC, M/M) SC002: 2km (SC, M/M) SC020: 20km (SC, S/M) SC040: 40km (SC, S/M)
(IGS-402F-4PH24)	SC020A: WDM 20km A type (TX: 1310nm) SC020B: WDM 20km B type (TX: 1550nm)

Package List

- One of the series device
- Din Rail with screws
- Terminal block
- Protective caps for SFP ports

Optional Accessories

Wall mount kit accessories

IND-WMK02	Wall Mount kit for Industrial product (Wide) (184*50mm)
-----------	---

Industrial SFP Transceiver

The ISFP series of industrial grade SFP modules have been fully tested with the series product for guaranteed compatibility and performance. The best performance can be guaranteed even in mission-critical applications. (Please see CTC Union's Industrial SFP datasheet for more details and more items.)

ISFP-M7000-85-D(E)	Industrial SFP GbE 1000Base-SX, M/M, 500 meter, wave length 850nm, 7.5dB, LC, DDMI, -10~70°C (-40~85°C)
ISFP-S7020-31-D(E)	Industrial SFP 1000Base-LX, S/M, 20km, wave length 1310nm, 15dB, LC, DDMI, -10~70°C (-40~85°C)
ISFP-T7T00-00-(E)	Industrial SFP 10/100/1000Base-T UTP 100meter, -10~70°C (-40~85°C)
ISFP-M5002-31-D(E)	Industrial SFP 155M 100Base-FX, MM, 2km, wave length 1310nm, 12dB, LC, DDMI, -10~70°C (-40~85°C)
ISFP-S5030-31-D(E)	Industrial SFP 155M 100Base-FX, SM, 30km, 1310nm, 19dB, LC, DDMI, -10~70°C (-40~85°C)

SFP Naming Rule

